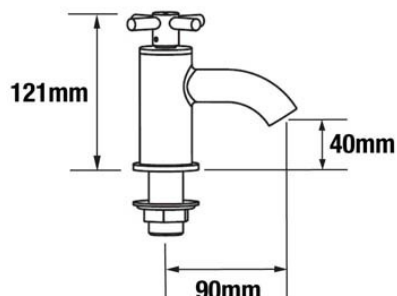




Pegler Yorkshire
connect & control

Xia Bath Tap

Bath Tap



Code	Description	Dimensions
4K8006	BATH TAP (PAIR)	see image
Pegler Yorkshire reserve the right to change specifications		

10 Year Guarantee

Luxury Taps and Mixers

Pegler Yorkshire Customcare 10 Year Guarantee - Terms and Conditions

Product are subject to a 10 year guarantee that is between Pegler Yorkshire and the final purchaser of the product.

The guarantee is subject to proof of purchase being supplied.

This guarantee does not affect any statutory rights the consumer may have in law.

The guarantee covers manufacturing or material defects and does not cover parts subject to normal wear and tear.

Finishes other than chrome are covered for a period of 3 years only and the guarantee on the finish is subject to the cleaning instructions being followed.

The guarantee is not applicable where the product is fitted contrary to the conditions in the fitting instructions.

Abusive behaviour and accidental damage to the product are not covered by this guarantee.

The extent of this liability is limited to the cost of the replacement of the defective item and not to fitting or consequential damages.

Description	Minimum Operating Pressure (bar)	Maximum Cold Working Pressure (bar)	Maximum Hot Working Pressure (bar)
Bath Tap	0.1 bar	6.0 bar at temperatures up to 85oC	Not Suitable for Maximum Hot Working Pressure

Care

To maintain the surface finish, simply wipe occasionally with a mild detergent on a soft damp cloth. Dry, using a soft cloth. Never use abrasive cleaners or chemical household cleaners and avoid contact with concentrated bleach.

Maintenance

No regular maintenance is required for this product.

In case of complete replacement Pegler recommend service valves should be fitted to the supply inlets.

For any further help or replacement parts please contact the Service Support Team on 0800 1560050.

Regulations

It is important to ensure that the water supplies to your taps and mixers are connected in accordance with the water regulations (WRAS) requirements and good plumbing practice.

If the water flow streams are separate all the way to the outlet of the fitting, then there is no requirement to fit check valves to the cold and hot pipes even if the supply pressures are unbalanced.

It is recommended that in all new and refurbishment installations a thermostatic mixing valve should be installed on the hot inlet supply. The thermostatic mixing valve is designed to prevent scalding when using the hot water supply.

Component	Material
-----------	----------

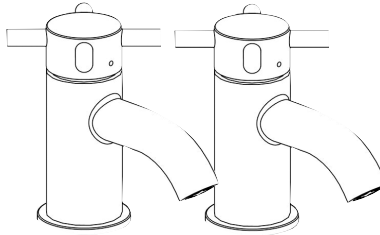
Body	Cast Brass
Backnut	Forged Brass
Anti-rotational washer	Polyethelene
Head	Brass Bar
Spindle	Brass Bar
Seals	Rubber
Seat Washer	Rubber
Valve	Brass Bar
Headwork Washer	Stainless Steel

Pegler Yorkshire Group Ltd, St Catherine's Ave, Doncaster, S Yorkshire, DN4 8DF
 Telephone: Phone +44 (0) 844 243 4400 Fax: +44 (0) 844 243 9870 Website: www.pegler-yorkshire.co.uk
 Registered office : Pegler Yorkshire Group Ltd, St Catherine's Ave, Doncaster, S Yorkshire, DN4 8DF Company no : 00401507

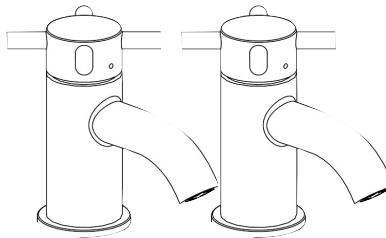
Your Guide to the installation, care
and maintenance of

Xia

Taps and Mixers



Basin Taps



Bath Taps

pegler

WATER REGULATION REQUIREMENTS

It is important to ensure that the water supplies to your taps and mixers are connected in accordance with the water regulations (WRAS) requirements and good plumbing practice.

It is Pegler's recommendation and good plumbing practice that the supplies of hot and cold water to the bath mixer should be at equal (balanced) pressures in order to provide a consistent flow. Supplies should be from a common source, either mains or tank fed. If supplies are not equal pressures then non return valves should be fitted.

WATER SUPPLY PRESSURES

Xia fittings have been designed to function under the following conditions.

Minimum supply pressure 0.1 bar Maximum supply pressure 6 bar

Should excessive flow be experienced, then it may be necessary to install a Pressure reducing valve (Pegler PRV2). It is our recommendation and good plumbing practice that a service valve (fig.806) should be installed in the inlet supply line.

NOTE: On certain brassware the product is supplied with a flow straightener.

Pre-installation Checks:

1. Ensure that there is sufficient space to install the product without it hampering its operation. Ensure that when fitting the basin / bath product that the product will not foul on the overflow. When fitting in a corner position make sure there is sufficient clearance for the use of the handles.
2. Ensure that the outlet will protrude sufficiently into the basin / bath and will clear any obstructions.

INSTALLATION

Pillar Taps (Basin & Bath)

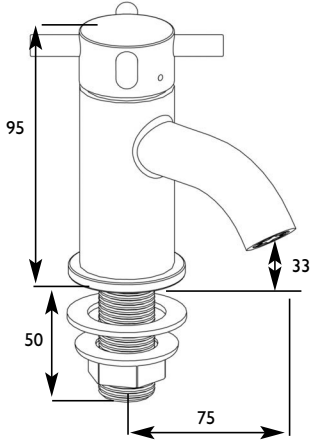
1. Remove backnut from tail
2. Fit tap through ware ensuring 'O' ring or anti rotational washer is positioned between flange base and ware. Tighten backnut. It may be necessary to install a poly washer between ware and backnut.
3. Ensure pipework is thoroughly flushed to remove debris before connecting to water supplies.
4. For servicing or handle realignment, the brassware supplied will be snap on- (push on, pull off).

CARE AND MAINTENANCE

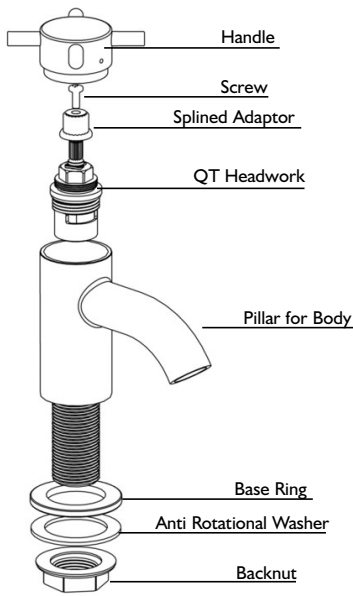
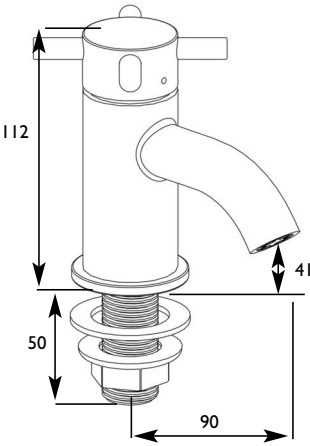
To maintain the surface finishes, simply wipe occasionally with a mild detergent on soft damp cloth. Dry using soft cloth, never use abrasive cleaners or chemical household cleaners, avoid contact with concentrated bleach. Xia products are manufactured to the highest standards and should require little or no maintenance. In the unlikely event of any spare part requirements, please contact your nearest stockist or the Pegler Sales Office, St. Catherine's Avenue, Doncaster, DN4 8DF; telephone; 01302 560560.

DIMENSIONAL INFORMATION
all measurements in mm

BASIN



BATH





e x p e r i e n c e d e s i g n i n n o v a t i o n

For further information, please contact your appropriate sales office.

HEAD OFFICE

Pegler Limited,
St Catherine's Avenue,
Doncaster,
South Yorkshire DN4 8DF.

Tel: 01302 560560
Fax: 01302 367661
Internet: www.pegler.co.uk

EXPORT

Tel: 44 (0)1302 855656
Fax: 44 (0)1302 730513

Email: export@pegler.co.uk

UK

Northern team:
Tel: 0870 1200281
Fax: 01302 560108

Southern team:
Tel: 0870 1200282
Fax: 01302 560458

Western team:
Tel: 0870 1200283
Fax: 01302 560109

Email: uk.sales@pegler.co.uk

Technical customcare line **0870 1200285**
www.pegler.co.uk



Pegler taps and Mixers are guaranteed for 10 years
from the date of purchase.